


Can we bring our waka to Te Wheke?



W-1 or W-2?


We're not holding W-1 and W-2 races this year because of the biosecurity risk from Golden Clams.

But we'd love you to come e hoa mā... just not your waka!

Club W-6 used on Lake Karāpiro or anywhere on the Waikato River in the last 12 months?

Nope! Sorry, that's the Clam Zone and too risky for us!

We'd love you to come e hoa mā, but please hire a waka.




Club W-6 that's been used in an area of at least 50% freshwater outside the Clam Zone?

You can, but only if you follow the **Check, Clean, Dry*** protocols...

- Check, Clean
- Then bone Dry for at least 48 hours before you arrive in Taupō

Then it's a yes from us!

Nau mai, haere mai!



Club W-6 that's only been used in saltwater?

That's a yes from us!

Nau mai, haere mai!

Help us prevent a Golden Clam invasion in Lake Taupō!

How to 'Check Clean Dry' for Te Wheke

Check – for what is visible

Remove any plant matter, mud or visible clams from your gear and leave it at the river or lake bank, or put it in the rubbish.

Drain all river or lake water from your boat and gear.

Clean – for what is not visible

Blast your gear (such as **paddles**) and **waka** with tap water **onto grass**, NOT into a stormwater system or drain.

For absorbent materials (like **life jackets** and **clothing**), use one of these treatments and refer to the manufacturer's instructions if needed:

- Soak in hot tap water (50°C to 55°C) for at least 5 minutes, **or**
- Soak in 5% bleach solution (5-litre mix = 250ml bleach in 4.75 litres water) for an hour, **or**
- Freeze till solid (overnight), **or**
- Soak in salt solution at 100ppt (parts per thousand) (5-litre mix = 500g salt in 5 litres warm water) for 4 hours.

For a full list of approved treatments, including options for situations where none of the above is suitable, refer to [Treatment options](#)

Dry – to be sure

Gear and waka need to dry right out and stay that way for at least 48 hours before you come to the lake.

- **Gear:**
 1. allow gear (life jackets, clothing) to dry to touch, inside and out. It needs to be dry to the touch by Monday 9 or Tuesday 10-March-2026.
 2. then leave it to dry right out until you bring it to the lake.
- **Waka and paddles:**
 1. dry your paddle and areas inside the waka where water has pooled with an old towel or similar.
 2. then leave them to dry for at least 48 hours (2 days). The hull of a watercraft will dry when towed. Keep them covered, so they stay dry.

These 'Check Clean Dry' steps will also help stop the spread of other freshwater pest species.

Want to know more? mpi.govt.nz